



Hawthorne

HOMES FROM
\$549,990

CLASSIC SERIES

SOMERSET CLASSIC 70S & 80S

2006 PORTRUSH LANE, MANSFIELD, TX 76084

3 Car Garage Included

2,235
SQUARE FEET


4
BEDROOMS

2.0
BATHROOMS

3
CAR GARAGE




ELEVATION A



ELEVATION B

ELEVATION B



ELEVATION C

ELEVATION C





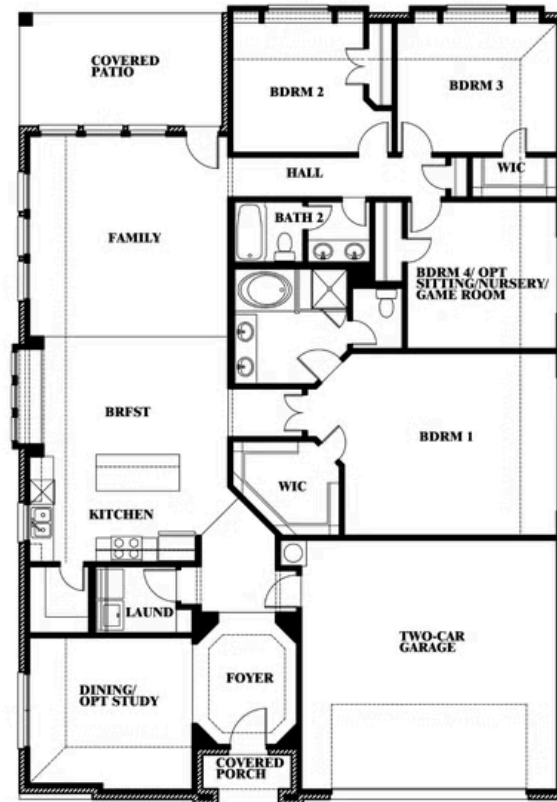
Hawthorne

SOMERSET CLASSIC 70S & 80S

2006 PORTRUSH LANE, MANSFIELD, TX 76084



Hawthorne



This brochure is for general informational purposes and is to be used as a guide only. Changes may be made during the development process and floorplans, dimensions, fixtures, fittings, finishes and specifications are subject to change without notice. Window placement, balcony configuration, wardrobe sizes and living areas may vary slightly within each plan type. EQUAL HOUSING OPPORTUNITY





Hawthorne

SOMERSET CLASSIC 70S & 80S

2006 PORTRUSH LANE, MANSFIELD, TX 76084



Hawthorne Opt. Deluxe Kitchen



This brochure is for general informational purposes and is to be used as a guide only. Changes may be made during the development process and floorplans, dimensions, fixtures, fittings, finishes and specifications are subject to change without notice. Window placement, balcony configuration, wardrobe sizes and living areas may vary slightly within each plan type. EQUAL HOUSING OPPORTUNITY

